



R6680

Push/Pull Mortise Lock

- Modern and stylish design.
- Always guard your home securely with multiple alarms.
- A safe and convenient access of smart door lock.
- User-friendly access.



Multiple Access



Convenient Opening

Easy push/pull handles access.



Prank Prevention

The alarm will sound if an attempt with incorrect card, password, or fingerprint.



Security Assurance

At-home security mode is to prevent opening of the door from outside while someone is inside.



Break-in Alarm

The alarm will warn when someone attempts to break the lock.



Scrambling Code

You can unlock the lock with any random number combinations as there is consecutive password input.



Emergency Egress

Turn the inside handle for an immediate egress.



Automatic Locking

Lower the security risks forgetting to close the door.



Low Battery Warning



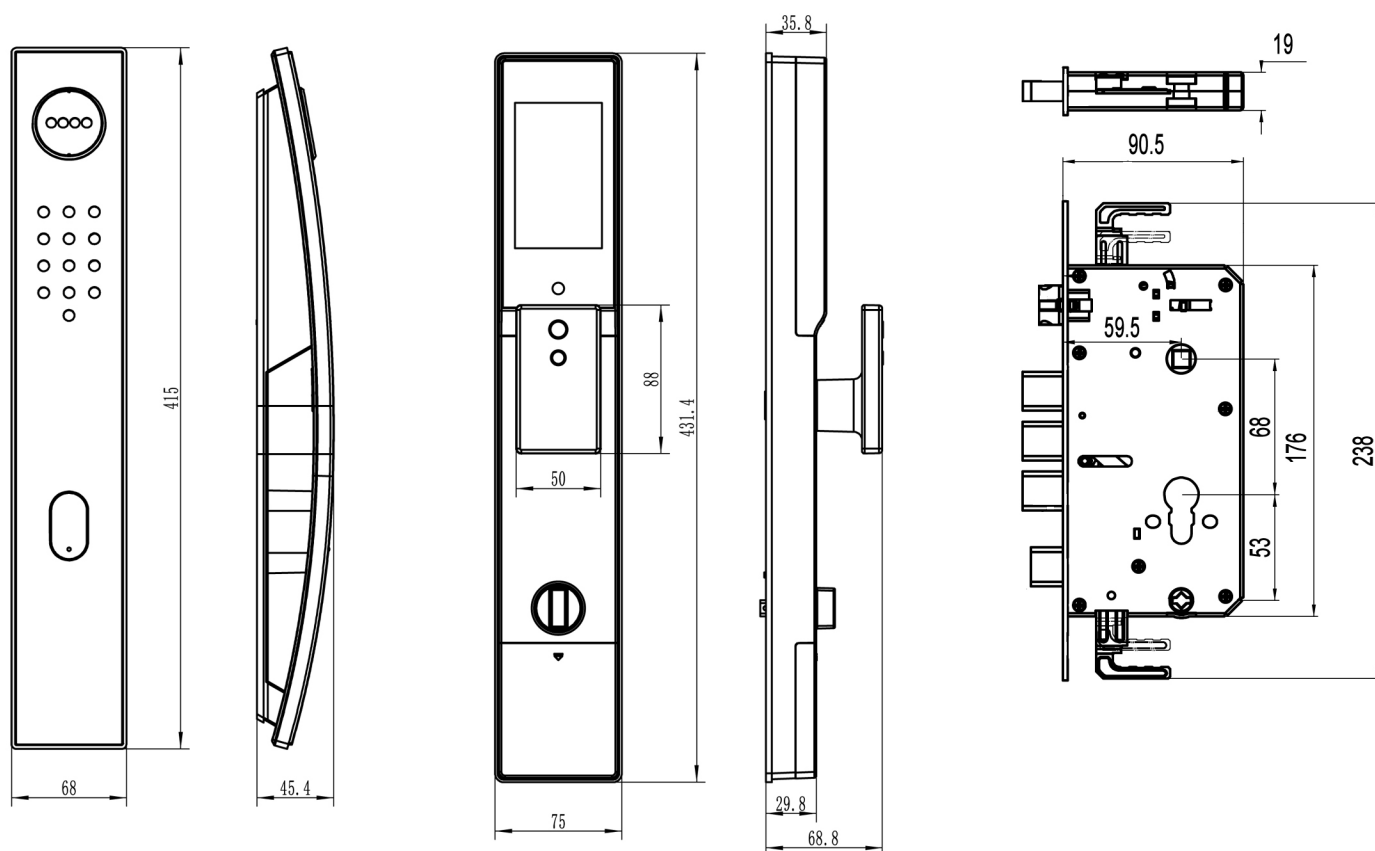
EmergencyPower Supply

When batteries are completely dead, use type C backup power to power up the lock.

R6680

Push/Pull Mortise Lock

DIMENSIONS



SPECIFICATIONS

Fingerprint	up to 50 users	Finish	black
Password	up to 20 users	Material	aluminium alloy
Card	up to 50 users	Door Thickness	45 to 120mm
Backset	59.5mm	Power Supply	5000mAh Li-ion battery (rechargeable)
Battery Life	10 months	Working Temperature	-20°C to 60°C (-4°F to 140°F)

R6681

3D Face Push/Pull Mortise Lock

- Modern and stylish design.
- Always guard your home securely with multiple alarms.
- A safe and convenient access of smart door lock.
- User-friendly access.



Multiple Access



Convenient Opening

Easy push/pull handles access.



Prank Prevention

The alarm will sound if an attempt with incorrect card, password, or fingerprint.



Security Assurance

At-home security mode is to prevent opening of the door from outside while someone is inside.



Break-in Alarm

The alarm will warn when someone attempts to break the lock.



Scrambling Code

You can unlock the lock with any random number combinations as there is consecutive password input.



Emergency Egress

Turn the inside handle for an immediate egress.



Automatic Locking

Lower the security risks forgetting to close the door.



Low Battery Warning



Emergency Power Supply

When batteries are completely dead, use type C backup power to power up the lock.



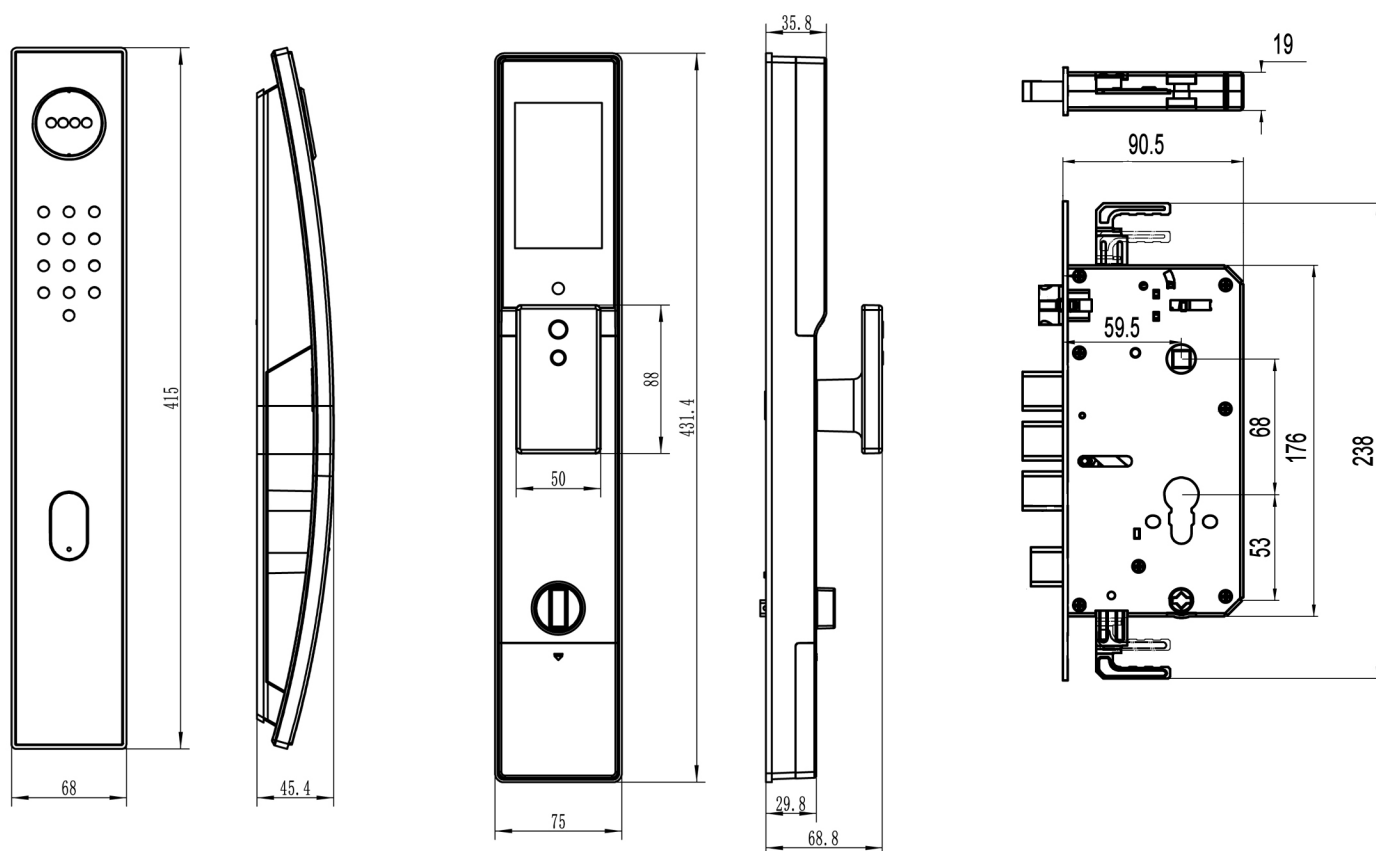
3D Face ID

Height coverage 1.2 to 2 meter, distance 0.35 to 1 meter.

R6681

3D Face Push/Pull Mortise Lock

DIMENSIONS



SPECIFICATIONS

Face ID	up to 50 users	Finish	black
Fingerprint	up to 50 users	Material	aluminium alloy
Password	up to 20 users	Door Thickness	45 to 120mm
Card	up to 50 users	Power Supply	5000mAh Li-ion battery (rechargeable)
Backset	59.5mm	Working Temperature	-20°C to 60°C (-4°F to 140°F)
Battery Life	10 months		

R6682

3D Face Push/Pull Mortise Lock with Peephole Camera

- Modern and stylish design.
- Always guard your home securely with multiple alarms.
- A safe and convenient access of smart door lock.
- User-friendly access.



Multiple Access



Convenient Opening

Easy push/pull handles access.



Prank Prevention

The alarm will sound if an attempt with incorrect card, password, or fingerprint.



Security Assurance

At-home security mode is to prevent opening of the door from outside while someone is inside.



Break-in Alarm

The alarm will warn when someone attempts to break the lock.



Scrambling Code

You can unlock the lock with any random number combinations as there is consecutive password input.



Emergency Egress

Turn the inside handle for an immediate egress.



Automatic Locking

Lower the security risks forgetting to close the door.



Low Battery Warning



EmergencyPower Supply

When batteries are completely dead, use type C backup power to power up the lock.



3D Face ID

Height coverage 1.2 to 2 meter, distance 0.35 to 1 meter.



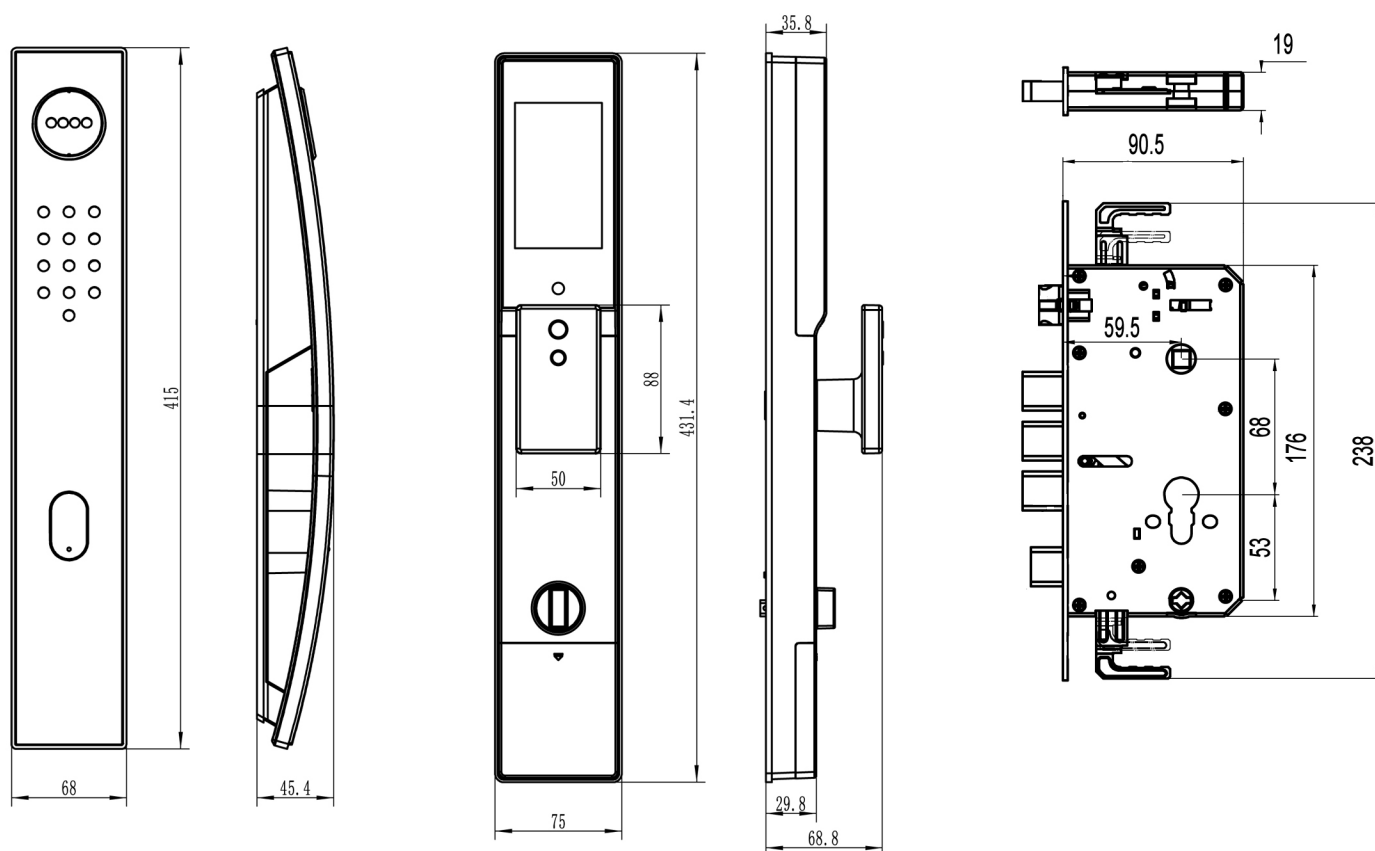
Peephole Camera



R6682

3D Face Push/Pull Mortise Lock with Peephole Camera

DIMENSIONS



SPECIFICATIONS

Face ID	up to 50 users	Finish	black
Fingerprint	up to 50 users	Material	aluminium alloy
Password	up to 20 users	Door Thickness	45 to 120mm
Card	up to 50 users	Power Supply	5000mAh Li-ion battery (rechargeable)
Backset	59.5mm	Working Temperature	-20°C to 60°C (-4°F to 140°F)
Battery Life	10 months		



R6700

Pull/Push Mortise Lock

- Modern and stylish design.
- Always guard your home securely with multiple alarms.
- A safe and convenient access of smart door lock.
- User-friendly access.



Multiple Access



Convenient Opening

Easy push/pull handles access.



Prank Prevention

The alarm will sound if an attempt with incorrect card, password, or fingerprint.



Security Assurance

At-home security mode is to prevent opening of the door from outside while someone is inside.



Break-in Alarm

The alarm will warn when someone attempts to break the lock.



Scrambling Code

You can unlock the lock with any random number combinations as there is consecutive password input.



Emergency Egress

Turn the inside handle for an immediate egress.



Automatic Locking

Lower the security risks forgetting to close the door.



Low Battery Warning



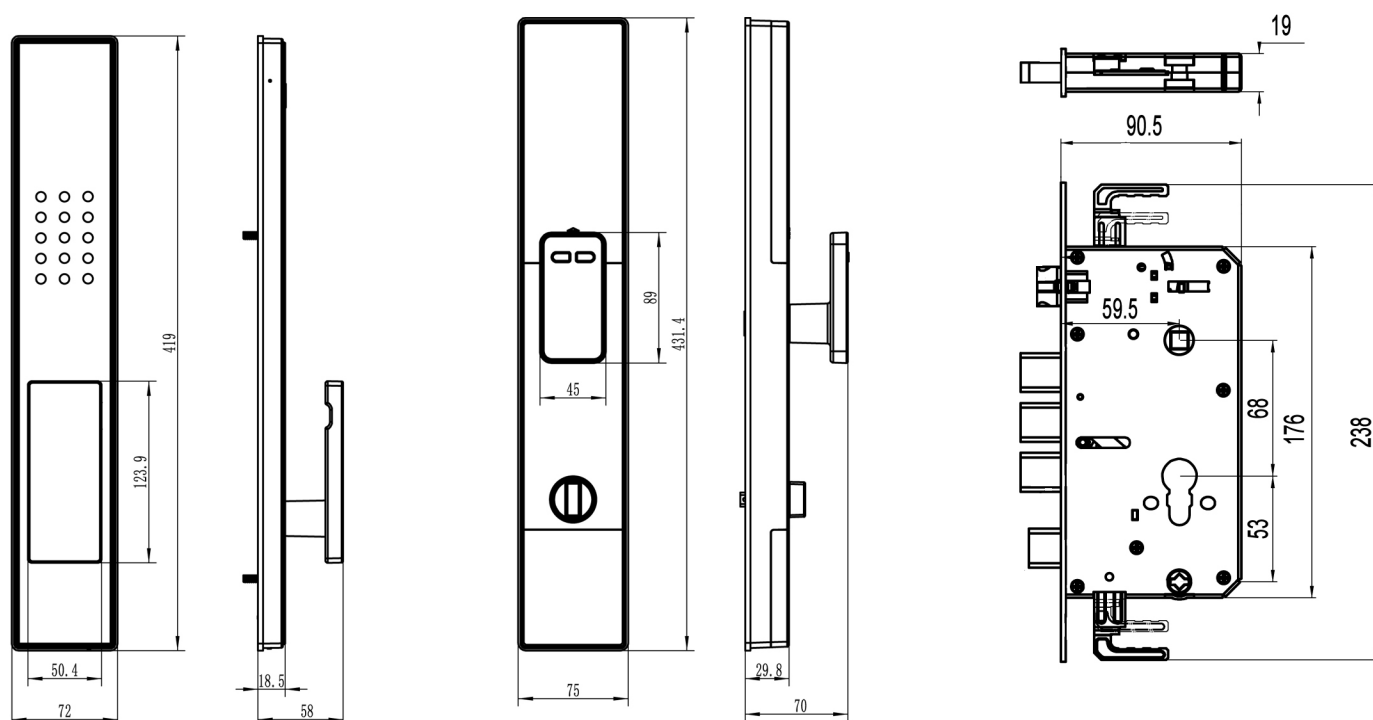
EmergencyPower Supply

When batteries are completely dead, use type C backup power to power up the lock.

R6700

Pull/Push Mortise Lock

DIMENSIONS




SPECIFICATIONS

Fingerprint	up to 50 users	Finish	black
Password	up to 20 users	Material	aluminium alloy
Card	up to 50 users	Door Thickness	45 to 120mm
Backset	59.5mm	Power Supply	5000mAh Li-ion battery (rechargeable)
Battery Life	10 months	Working Temperature	-20°C to 60°C (-4°F to 140°F)



BSI Agent



BSI Security Co., Ltd

✉ sales@bsi-hardware.com

🌐 www.bsi-hardware.com